

V3 / V4

Height Gauges for the Workshop



1.

INTRODUCTION

The V3 et V4 vertical measuring instruments have been developed for the most difficult workshop environments. Manufactured in their entirety in Switzerland, they will guarantee a robust, precise and reliable product on the long run.

For more than 40 years Trimos philosophy has been to offer easy-to-use instruments that are very efficient in production environment.

The display unit provides functions that are directly accessible and depicted with symbols easy to understand.

This allows for easy and quick handling even by unqualified personnel. The large 2-line « Black Mask » display offers an exceptional contrast in all lighting conditions, a unique characteristic on the market.

- Measuring ranges 400 and 700 mm
- Extremely easy to use
- Electronically adjustable measuring force
- Standard probes up to 400 mm
- Vast range of accessories
- All adjustments possible without tools
- RS232 et USB interfaces

- A** Cast iron base for optimal stability
- B** Horizontal displacement handle with buttons for functions and air cushion (V4)
- C** Measuring carriage displacement handwheel
- D** Interchangeable insert holder and probe
- E** Additional probe holder (V4)
- F** "Black Mask" display with user-friendly functions
- G** Easy balance adjustment system



2.

DIFFERENCES

V3

The V3 measuring column represents the entry-level of Trimos universal measuring columns. It fully benefits from the developments realized on superior models. A robust and easy-to-use instrument including all functions essential for a use in the workshop.

V4

The V4 measuring column offers the same functions as the V3. In addition it is equipped with a second probe holder as well as with an air cushion for easy displacement on the measuring table. The programmable function buttons of the handle allow a quick access to the functions most used.

3.

TECHNICAL DATA

V3		400	700
Measuring range	mm (in)	407 (16)	711 (28)
Measuring range with extension	mm (in)	508 (20)	812 (32)
Max. permissible errors, B _{MPE}	µm	7	8
Repeatability, R _{MPE} (2s)	µm	2 (Ø: 4)	2 (Ø: 4)
Frontal squareness deviation, S _{MPE}	µm	10	15
Maximal Resolution	mm (in)	0.001 (0.00005)	
Measuring force	N	0.75 ÷ 1.5	
Autonomy	h	40	
Interfaces		USB / RS232	
Air cushion		No	
Weight	kg	21	24

V4		400	700
Measuring range	mm (in)	407 (16)	711 (28)
Measuring range with extension	mm (in)	719 (28)	1023 (40)
Max. permissible errors, B _{MPE}	µm	5	7
Repeatability, R _{MPE} (2s)	µm	2 (Ø: 4)	2 (Ø: 4)
Frontal squareness deviation, S _{MPE}	µm	10	15
Maximal Resolution	mm (in)	0.001 (0.00005)	
Measuring force	N	0.75 ÷ 1.5	
Autonomy	h	20	
Interfaces		USB / RS232	
Air cushion		Yes	
Weight	kg	21	24

The above values have been determined according to ISO 13225 with the standard measuring insert (TA-MI-101).


4.

APPLICATIONS AND FUNCTIONALITIES




Height Measurements

Height, thickness and chain of dimensions measurements




Diameter Measurements

Simultaneous display of diameter and centerline




Min/Max/Delta

Easy detection of min, max points or flatness of a surface



Perpendicularity

All instruments are mechanically corrected



Long Probes

Standard measuring inserts up to 400 mm, with excellent repeatability



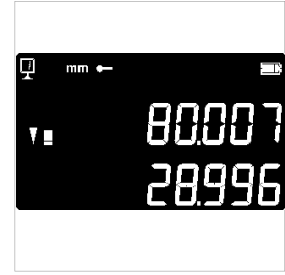
Accessories

Very large range of accessories for any type of measurement



User-Friendly Functions

Straightforward symbols and directly accessible functions



Maximum Contrast

Easy reading at any time thanks to the "Black Mask" display

